

JLM LINE



Contents

DRIVE CHUCKS	4
SAVER SUBS	5
STARTER RODS	6
COLLARS	7
ADAPTERS EZ	8
CUSTOM ADAPTERS	9
STEERING PLATES	10
PULLING DUCTS	11
SWIVEL & PULLERS	12
COMPACT REAMERS (STACKED)	13
KODIAK REAMERS	14
COMPACT REAMERS (ONE PIECE)	15
FLYCUTTER REAMERS	16
WELDING HEAD	17
RADIUS HDD	18-19
HOLE OPENERS	20
TRICONE BITS	21
DRILL PIPES	22
SWIVELS	23
SHACKLES	24
LITHIUM BATTERIES	25
WELDING TEETH	26-27
BAROID PRODUCTS	28-29



DRIVE CHUCKS

JLM Line drive chucks are built to the exact specification of the original equipment, heat-treated and CNC machine-made with a rigorous quality assurance process. They are built to last and leave your worries aside.

Available for all Vermeer machines.





SAVER SUBS

Changing worn out sub-savers is an inexpensive and easy way to get the maximum life out of your drill rod. So that is why we offer a wide range of saver subs, completely heat-treated for maximum durability and CNC machined for a required precision.

Available for all Vermeer machines.





STARTER RODS

JLM Line starter rods help remove stress in the connections between drill pipe, beacon housings and backreamers. They are made from high strength and quality steel. Every part is heat treated and CNC machined to provide maximum precision and durability. We can provide nearly any EZ connect you need. All meet highest quality requirements.





COLLARS

Hex or octagon collars. Small ones or huge ones. We have them all in our collar range. Thicker walls and heat treated, all covered with chunky hardfacing. All this to extend wear life and give you worries-free working time. We also have options with carbide cutting teeth to enlarge the hole during pullback and dramatically increase work life in tough conditions.





ADAPTERS EZ

Choose from a wide variety of in-stock adapter configurations, or have our product engineers create a custom adapter specifically for your needs. All EZ connect versions, old or brand new, small or huge, LPT thread or innovative tapered thread - we are able to make you any. All meet our high quality standards.





CUSTOM ADAPTERS

You name it - we make it! With any idea of connection you have, we can provide a customized adapter for your needs. It takes no more than a couple of days to make heat treated, CNC machined adapter and ready to travel across Europe to help you with your job. Because every driller knows that time matters, you get quality with no compromises and you get it fast.





STEERING PLATES

JLM Line steering plates are built to withstand all the tough spots and rough patches mother nature throws in your way. Saying in a word, they are tough. All different types you might need are designed to withstand any ground conditions you might meet. So you can use the sand bit or steep taper - the classical ones with teeth up front or with carbide studs around all the important parts of the body. You can always be sure they are made for the highest durability and wear resistance.





PULLING DUCTS

Our pulling ducts can be quickly and easily installed into HDPE, PVC and other types of pipes. They all feature watertight seals. The outer sleeve prevents stretching of duct diameter and expanding jaws grip inside the pipe, spreading the load evenly and assuring the pipe stays where it needs to. So whenever you need reliable performance, they are here on our shelves waiting for your challenge.





SWIVELS & PULLERS

Choose from a full line of options fitting small to large rigs. Also available in different connection systems for the ease of compatibility with a wide range of reamers and other tooling. Our classical bearing system is designed to perfectly handle axial and radial loads. Our standalone pullers provide a reliable connection you can count on.





COMPACT REAMERS

STACKED

Our heavy-duty back reamers are ruggedly built to last longer and tackle any condition – getting the job done right. All of our stacked reamers are made from special wear resistant, work hardening steel. And when you come across the unexpected, you can rely on us for customized tooling options to meet specific applications, ground conditions and, of course, your personal preferences.



No fancy names, but still reliable performance!



KODIAK REAMERS

STACKED

Just like its brother compact reamer, is made from special wear resistant and tough steel. Designed to be more aggressive and effective in a rocky situation. It is equipped with a larger quantity of tungsten carbide teeth and hard coating to extend the tool life and give you the best.





COMPACT REAMERS

(ONE PIECE)

The most versatile reamer made from a single piece of metal. Designed to be as compact as possible and still effective underground. Equipped with tungsten carbide teeth and hard coating to protect the piece and a built-in swivel to save up space. The tool that should be in every rig.

Available from 80mm - 300mm





FLYCUTTER REAMERS

(ONE PIECE)

The flagman of our mud mixer reamer range. Designed to maximize work life and productivity. Equipped with tungsten carbide claws and a versatile nozzle system to mix and wash away the mud. Body made from special wear resistant and work hardening steel guarantees that the tool will serve long hours of work time. Can be produced with a welded in swivel or pull tab.





WELDING HEADS

JLM works with a German manufacturer of welding heads. They have many years of experience in both pulling heads and welding heads. We have chosen to work with SDR 9 welding heads.

They are available in: 40mm - 630mm





RADIUS HDD

JLM is a certified dealer for Radius - we offer all Radius products from the Radius catalogues.

Radius housings are the only side-loads to accept all electronics including Digitrak® Subsite®, Underground Magnetics and wire-line systems.

Electronics: 15" & 19" Digitrak®, Subsite® 86 Series, 15" & 18" Underground Magnetics.





RADIUS HDD



**radius**[®]
TOOLS FOR HDD PROFESSIONALS

JLM



HOLE OPENERS

JLM Line hole opener is built to your specification. If you want it with threads on both ends or with a built-in swivel - that is your choice. You choose what cutters to use and with IADC that suits your job.





TRICONE BITS

JLM works with Cenerg Tricone bits for optimal performance. Cenerg has a wide range of bits that can help you as a customer.

We stock both 5,5” bits and 6,5” bits.

5,5” TriCone bits are available in:

IADC 547

IADC 617

IADC 647

6,5” TriCone bits are available in:

IADC 547

IADC 617

IADC 637

IADC 837





DRILL PIPES

JLM offers drill pipes for Vermeer machines. We have chosen to work with the largest drill pipe manufacturer in the world. The Drill Pipes are made to the industry standard S135 specification. It is a high quality forged one piece (FOP) drill pipe.

Available for all Vermeer machines using FS1

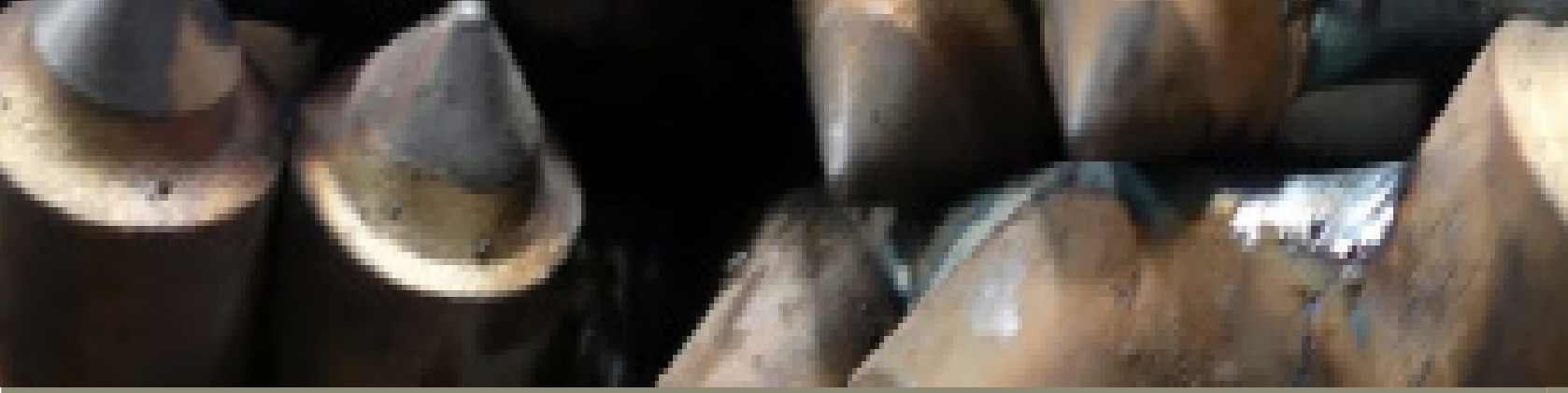


SWIVELS

The blueline swivel is a tapered roller thrust bearing swivel of high quality, made in Europe. It is greasable for long lasting life and highly appreciated by our customers.

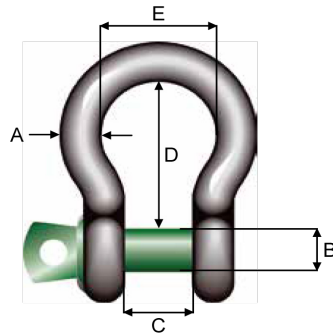


Size	WLL Ton	A mm	B mm	C mm	D mm	E mm
1/4"	0.50	7	8	12	29	20
5/16"	0.75	9	10	13	32	21
3/8"	1.00	10	11	17	36	26
7/6"	1.50	11	13	19	43	29
1/2	2.00	13	16	22	51	32
5/8"	3.25	16	19	27	64	43
3/4"	4.75	19	22	31	76	51
7/8"	6.50	22	25	36	83	58
1"	8.50	25	28	43	95	68
1 1/8"	9.50	28	32	47	108	75
1 1/4"	12.00	32	35	51	115	83
1 3/8"	13.50	35	38	57	133	92
1 3/4"	25.00	45	50	74	178	126
2"	35.00	50	57	83	197	146
2 1/4"	42.50	57	65	95	222	160
2 1/2"	55.00	65	70	105	260	185

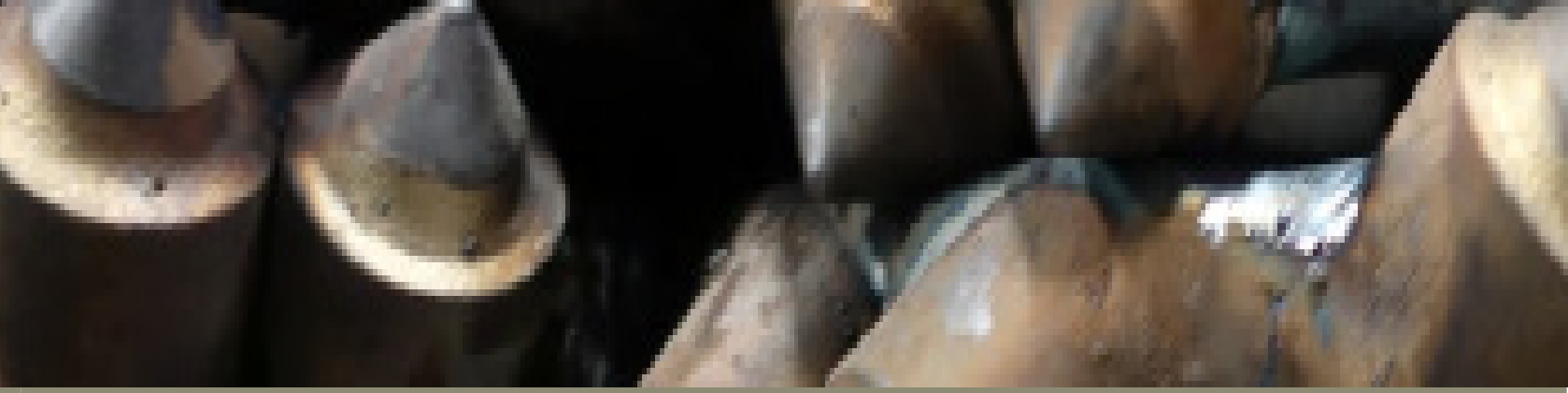


SHACKLES

Greenpin shackle offers a wide range of sizes that can help you be successful. High quality, European made.



Size	WLL	A mm	B mm	C mm	D mm	E mm
	6:1 Ton					
1/4"	0.50	7	8	12	29	20
5/16"	0.75	9	10	13	32	21
3/8"	1.00	10	11	17	36	26
7/16"	1.50	11	13	19	43	29
1/2"	2.00	13	16	22	51	32
5/8"	3.25	16	19	27	64	43
3/4"	4.75	19	22	31	76	51
7/8"	6.50	22	25	36	83	58
1"	8.50	25	28	43	95	68
1 1/8"	9.50	28	32	47	108	75
1 1/4"	12.00	32	35	51	115	83
1 3/8"	13.50	35	38	57	133	92
1 3/4"	25.00	45	50	74	178	126
2"	35.00	50	57	83	197	146
2 1/4"	42.50	57	65	95	222	160
2 1/2"	55.00	65	70	105	260	185



LITHIUM BATTERIES

JLM works with the best lithium battery supplier - Electrochem. To maximize your uptime when working in Horizontal drilling we recommend you to use the Electrochem battery.





WELDING TEETH

JLM have a wide variety of welding teeth to your reamers. They are high quality teeth in different forms (both round and shark teeth) so you can repair any reamer. We also have teeth to repair your steering plates.





WELDING TEETH





BAROID PRODUCTS

JLM chose to work with Cebo Holland - a supplier of bentonite products. What ever problems you encounter when drilling, we have the solution to your problems - products that can help you.





BAROID PRODUCTS

